

32CH AAWG (Gaussian) Module



Product Description

The athermal AWG module is a wavelength multiplexing/demultiplexing device based on silicon based silica planar optical waveguide technology and has no electric power consumption. It is used in C-band DWDM system.

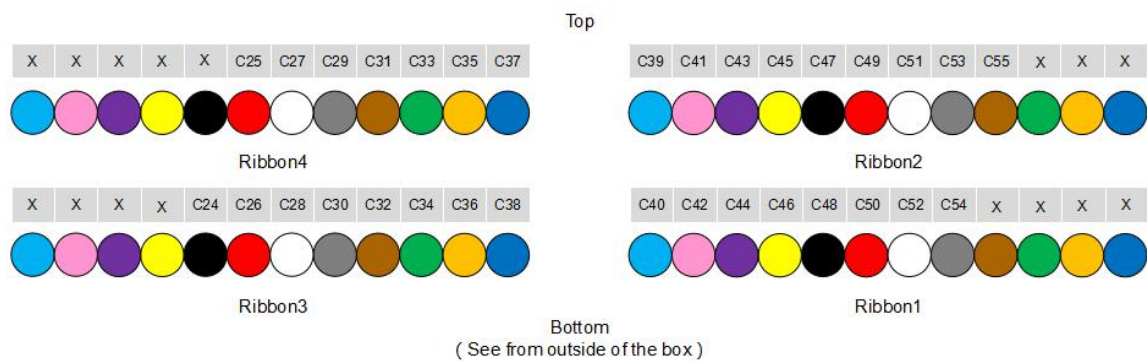
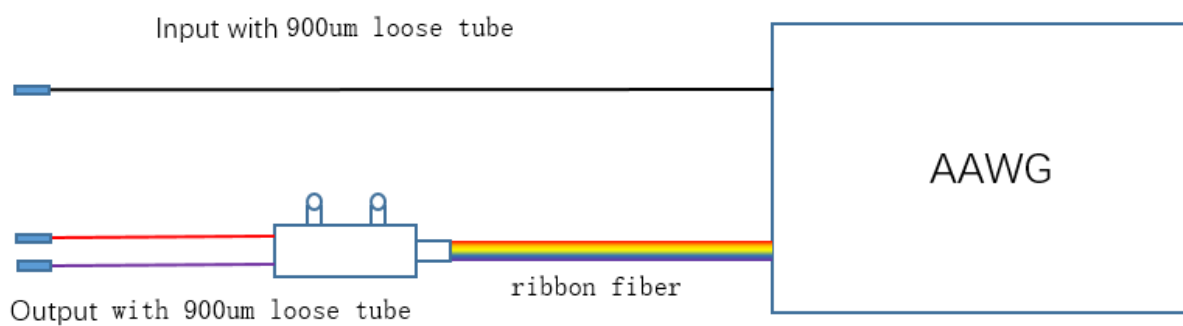
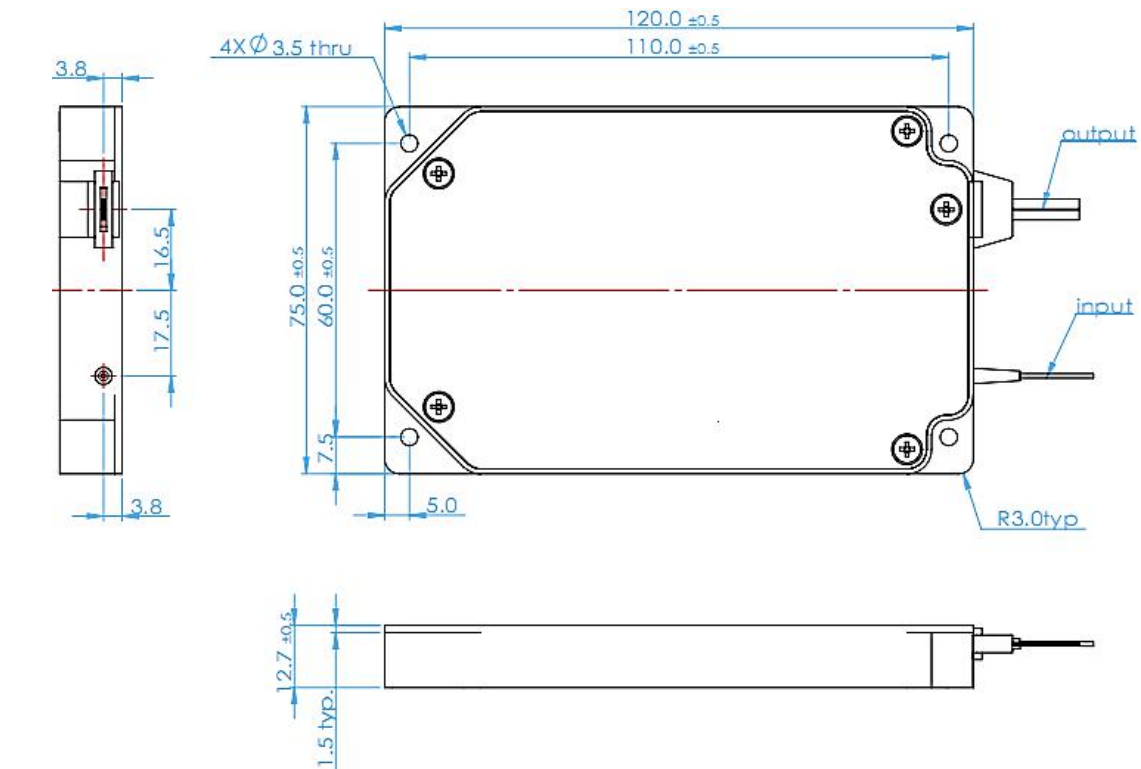
Feature

- Athermal design
- Compact structure
- High stability and reliability
- Low insertion loss and high isolation
- Telcordia GR-1221-Core qualified
- Telcordia GR-1209-Core qualified
- RoHS compliant

Applications

- Wavelength division multiplexing system
- Metropolitan Area Network (MAN) and Long distance optical transmission network

Product Overview



Absolute Maximum Ratings (Unless Otherwise Specified)

Parameters	Conditions	Specifications		Units
		Min	Max	
Operating Temperature	Non-Condensing Environment	-5	65	°C
Operating Humidity		5	95	%RH
Storage Temperature		-40	+85	°C
Storage Humidity		5	95	%RH
Maximum Optical Power	All Mux/Demux Input Ports at the same time, Continuous		300	mW

Note:

Parameters are specified for the whole passband over all polarization states and operating temperature range.

Performance Specification

Parameters	Conditions	Specifications			Units
		Min	Typ.	Max	
Number of Channels	C24-C55	32			-
Channel Spacing	100GHz	100			GHz
Cha. Center Wavelength	C-band	ITU frequency			nm
Channel Passband	-	±0.11			nm
Center Wavelength Accuracy	=CWL-ITU CWL: average wavelength of average polarization at -3dB level from min Insertion Loss	±0.05			nm
1dB Channel Bandwidth	Bandwidth at -1dB level from min Insertion Loss, average polarization	0.20	-	-	nm
3dB Channel Bandwidth	Bandwidth at -3dB level from min Insertion Loss, average polarization	0.40	-	-	nm
Optical Insertion Loss	Worst Insertion Loss at passband , at all temperatures and polarizations.	-	-	4.5	dB
Adjacent Channel Isolation		25	-	-	dB
Non-Adjacent Channel Isolation		29	-	-	dB
Total Channel Isolation		21	-	-	dB
Insertion Loss Uniformity	Difference between the maximum and minimum Insertion Loss over all channels	-	-	1.2	dB
Directivity		40	-	-	dB
Insertion Loss Ripple	Max. of the difference between max. IL and min. IL across the ITU passband over all channels	-	-	1.5	dB
Optical Return loss	Input & output ports	40	-	-	dB
Polarization Dependent Loss	Maximum change of insertion loss over the passband and all polarization states	-	-	0.6	dB
Polarization Mode Dispersion	-	-	-	0.5	ps
Maximum Input Optical Power	-	-	-	300	mW

Information and specifications are subject to change without notice.
Please visit www.china-tscom.com for more information

8 Jinxiu Middle Road, Pingshan, Shenzhen, Guangdong, 518118, P. R. China
+86 755 32983688 | info@china-tscom.com | www.china-tscom.com



Product Packaging

